



**Ready to Perform**  
*To Your Applications*



[www.mitforklift.com.sg](http://www.mitforklift.com.sg)

© 2014 by MCFs. All rights reserved. All registered trademarks are the property of their respective owners. Printed in Singapore.

FMT0128

06/14

PRESENTED BY :



Note: Performance specifications may vary depending on standard manufacturing tolerances, vehicle condition, types of tyres, floor or surface conditions, applications or operating environment. Trucks may be shown with non-standard options. Specific performance requirements and locally available configurations should be discussed with your Mitsubishi forklift truck dealers Mitsubishi Forklift Trucks follow a policy of continual product improvement. For this reason, some materials, options and specifications could change without notice.



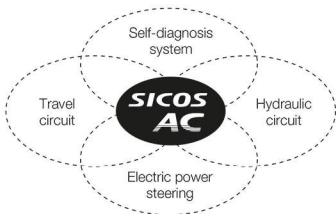
# RBF14/16/20CA

ELECTRIC SIT-ON REACH TRUCK

Capacity: 1.4 - 2.0 ton

# RBF-CA SERIES THE EDGE OF INNOVATION

**RBF-CA Series**, one of the most reliable and versatile trucks in the industry that perform without compromise in standards. Regardless of using it to **lift, transport or maneuver** your goods within the warehouse environment, you can be ensured of its **compact structure** and **powerful drive system** that never fails to outperform your expectations.



*\* Picture above is for illustration purpose only.  
Please contact your local dealers for more information.*



**THE MULTIFUNCTIONAL CENTRALIZE CONTROL SYSTEM FOR AC CONTROL**

**RBF-CA** employed sophisticated **SICOS-AC system** ( Super Intelligent Control System for AC Control ), featuring a new type of controller that is fully compatible with the AC system, is now able to exhibit powerful and more advanced capabilities. By integrating **travel , hydraulic and electrical power steering** functions into **one functional AC system**, the operator is now empowered to work more efficiently and comfortably.

# PRACTICAL & EXPLICIT CONTROLS

## ADVANCED STEERING AND MULTI-DISPLAY

Experience the **universal 360 degree electric power steering (EPS)**. The 360 degree EPS provides a comprehensive driving experience for your operators to move around with the forklift smoothly without having to worry on the operators' troublesome drive preferences. Both wheel direction and forklift information are displayed onto the digital display for a clear indication of the truck's real time status.



*\*Steering is adjustable to achieve different steer feeling*

## SELF-DIAGNOSIS FUNCTION

With SICOS-AC, RBF-CA can **perform self-diagnosis** and **display real time error code** messages on the display panel to alert the operator.



## DRIVE MODE SETTINGS

Three modes of travel setting (**Economy / Neutral / Power**) are configured into RBF-CA to accommodate the operator's drive experience and also the site condition. Thus, it enhances the operator's confidence to operate the truck efficiently at any warehouse setting.

## WHEEL INDICATOR

The wheel indicator on the display instantly shows the real time direction of truck movement.



The easy-to-read display shows:

- Traveling speed
- Battery discharge status
- Current time
- Operating hours

# INVEST ON ONE TRIPLE THE BENEFITS

**DYNAMIC & POWERFUL ACCELERATION  
FOR ENHANCED WORK EFFICIENCY**

**FASTER  
SPEED**

*Superior drive performance*

Experience high efficient driving, lifting and turning with our unique SICOS - AC System, which provides an optimal control over the powerful travel and hydraulic motors performance. It is highly versatile to suit any operators' skill level as you can be ensured of its simplicity in the controls design that is specially designed for safer operation.




**EXCELLENT MANEUVERABILITY  
FOR NARROW SPACES**

**360° UNLIMITED  
STEERING**

*Tight Turning Ability*

By completely redesigning the frame, we've reduced the minimum turning radius and right angle stacking aisle width. As a result with newly adopted 360° endless steering, we now lead the industry to achieve space efficiency. At the same time, we've created a more spacious and comfortable operating compartment to ensure operator's comfort is well taken care.



# STABLE LIFTING

**SMOOTH, POWERFUL LIFTING**

Both Mast and chassis rigidity was reinforced with a newly designed structure to ensure maximum stability for the operator to lift loads **without any mast capacity lost**, up to **seven meters** lift height.

\*Tilt-able integral side shifter is included as part of a standard equipment.

**IMPROVED VISIBILITY  
For safer, easier operation**


Visibility within chassis for operator to monitor mast fork height is excellent with its vertical designed bars aligned with the operator's vision. By mounting the free lift cylinder diagonally and away from the mast symmetry, the operator's forward view vision was improved with limited obstruction.



**SHOCK ABSORPTION MAST AND  
SOFT LANDING MECHANISM**

RFB-CA is incorporated with **soft landing function** to limit its lowering speed before the forks touches the ground. Thus, it is able to effectively **eliminates any possible impact** onto the load, which proves its worth and ability to handle brittle loads.

Maximum  
Lifting Height up to  
**10 meters**



**AOS SEMI-AUTO STACKING SYSTEM  
(Optional)**

Once you have keyed in your preferred rack height into the system memory, the AOS semi-auto stacking system raises the forks to that height at the touch of a button. This feature is a great advantage for loading / unloading good from your most commonly used racks as well as high racks that are difficult to see.\*

\* Operator must visually confirm fork position before loading / unloading.



# FOR EASY MANAGEMENT OF MULTIPLE FUNCTIONS

Comfortable operation for enhanced ease-of-use

## ERGONOMICALLY COMPARTMENT

RBF-CA features several ergonomic innovations. The tiltmounted fingertip levers and large armrests greatly reduce arm fatigue. The operator can finely adjust the both of steering panel position and seat position. We've included these advanced features as standard to ensure maximum comfort.



# ACTIVE SAFETY AND EASY MAINTENANCE

- ✓ Multiple features for operator safety.
- ✓ Major improvements to everyday usability.
- ✓ Enhanced Innovations to improve work efficiency

## Travel-speed-sensitive lift speed control

This advanced safety innovation automatically slows lift speed and rotation when travel exceeds a set speed. From occurring to prevent accidents.

## Neutral safety feature

The **Neutral Safety Feature** prevents the truck from sudden movement if the keyswitch is turned on while the accelerator is depressed or during operation of the hydraulic lever.

It is a critical safety standard to prevent operator from mishandling equipment. Any mishandling would activate buzzer and warning display

## Battery forward pull-out system



Thanks to our convenient mast reach-out feature, the battery can be pulled out toward the front. This greatly simplifies battery refilling and monitoring of battery electrolyte levels. It also eliminates the need for a battery table.

\* To accommodate customers who frequently change batteries, the **side roll-out type** is also available.

## Cold storage applications

Options for RBF-CA trucks to operate under cold and high moisture environment is available for configuration. It is also suitable to operate within large freezers that are water and rust resistant.

ES class: -20°C continuous exposure\*\* -30°C intermittent exposure\*\*  
 FCS class: -35°C continuous exposure\*\* -50°C intermittent exposure\*\*  
 FCS class: -55°C continuous exposure\*\* with cabin.  
 \*\* 30-minute maximum operation time    \*\* 60-minute maximum operation time

## Automatic power-off

To reduce power consumption, the power is automatically shut off when the truck is left idle for 15 minutes or more.

## Operation interlock system (OIS)

If the operator is not seated for more than two seconds, both travelling and hydraulic operations will be automatically interlocked.

## Ease of accessibility

The drive unit cover under the operator's seat can be fully opened, to provide more convenient access and easier maintenance.



# ECONOMICAL

*Economical & Environmentally  
Friendly Forklift Trucks That Make  
A Good Investment*

While electric driven battery vehicles tend to have higher upfront cost but, it is worthwhile to invest on in the longer term.

On average, return on investment (ROI) is expected to be much cost effective to operate an electric forklift truck than to a diesel or gas powered trucks, which fuel cost is subjected to external forces thus resulting fuel cost to fluctuate. Parts maintenance for an electric truck is also easier as compared to internal combustion trucks as it is less prone to mechanical wear.

**Mitsubishi RBF-CA**, having powered by "clean" energy, you can be ensured for an emission free truck which protects both the environment and your operator from harmful emissions particles such as CO, NOx or CO2. Make Mitsubishi RBF-CA yours today! And let's sculpt a safe and energy efficient working environment!

## **RBF-CA SERIES** *WHERE SIMPLICITY MEETS PRODUCTIVITY*



\* Picture above is for illustration purpose only.  
Please contact your local dealers for more information.

