

Operator Manual




CROWN





Danger!

Before operating the truck:



- ✓ Read the Operator's Manual.
- ✓ Follow the safety notices in the manual and on the truck.
- ✓ Do not operate the truck unless you have been authorised and trained to do so.

CROWN reserves the right to alter the design of the truck without simultaneously modifying the Operator's Manual.

All rights reserved under international and Pan-American Copyright Agreement.
Copyright 2000
CROWN Equipment Corporation

Table of Contents

Table of Contents

General	1
Safety	2
Components	3
Operation	4
Maintenance	5
Transportation & Storage	6
Technical Specifications	7
Troubleshooting	8
Environmental Safety & Disposal	9

Shortcut to ...


Daily Safety Inspection	5-2
Safety Rules, Battery	2-5
Safety Rules, Operation	2-6
Capacity Data Plate	2-12
Travel Direction, Definition	4-8
Charging the Battery	5-6

General

This operator's manual describes the **SC 3000** three wheel counterbalance truck. The manual covers the following models:

- **SC 3013** - 1250 kg capacity
- **SC 3016** - 1600 kg capacity
- **SC 3018** - 1800 kg capacity

Technical variations are detailed in chapter 7 - "Specifications".



Who should read this manual?

Primarily, the person operating the truck.

Detailed maintenance and repair work are described in the maintenance manual.

The most important person for ensuring safe operation is you:

- Only you, the operator, are able to protect life and limb through your attentiveness, careful driving, and by adhering to the operating limits and safety regulations.

Familiarise yourself with this operator's manual and the truck. Read the Safety section which includes:

- an explanation of the symbols used in the operator's manual.
- a summary of the general safety notices.

Detailed safety notices appear where necessary, before the relevant sections in the operator's manual.

Serial Number and Operator's Manual

The Operator's Manual is part of the truck.

- Keep these instructions for later use.
- In the event of the truck being sold, include the operator's manual with it.

Please enter the truck serial number here if your dealer has not done so already. You can find the serial number on the capacity data plate as well as on the data plate.

	A						
--	---	--	--	--	--	--	--

This registers the Operator's Manual with the truck.

Safety

Symbols used in the Manual

The following symbols will help you to estimate the risks to yourself, others and materials if you fail to comply with a safety notice:

CAUTION



Failure to comply with this notice may lead to

- Minor injuries and/or
- Damage to the truck or the surroundings.

WARNING



Failure to comply with this notice may lead to

- Serious injuries and/or
- Serious material damage to the truck or the surroundings.

DANGER



Failure to comply with this notice may lead to

- Severe injuries or death.

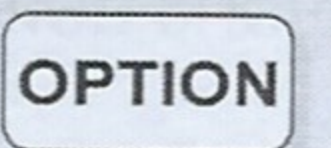
Any text preceded by the following symbol is for informational purposes:

NOTE



- Contains additional information with supplementary notes and hints.

OPTION



- These items refer to optional features not supplied with the standard version.

Safety Notices for the Owner

This truck has been designed in accordance with current national and European standards.

Crown has taken every reasonable precaution to remove risks to the operator, and to persons and objects within the truck's potential operating environments.

Truck modifications and additions may only be performed with CROWN's prior written approval. The data plate must be changed accordingly.

To maintain the high standard of safety and safe operation of the truck, the owner must ensure that

- only qualified personnel who have been trained to use the truck are allowed to operate it.
- relevant national accident prevention regulations and safety regulations are observed.
- the operating, maintenance and repair guidelines for the truck are observed.
- the truck operator has read and understood the Operator's Manual.

The Owner is any physical or legal person who uses the truck or who authorises its use by others.

NOTE



Crown provides driver training for both beginners and experts. For details, contact your authorised CROWN dealer.

Application

This manual describes an SC 3000 three-wheel counterbalance truck. This type of truck is designed solely to pick up, lift and transport palletised goods for storage in shelves or loading on trucks.

Only operate the truck within the operating and environmental conditions defined in this manual.

DANGER



It is forbidden to carry passengers!

- Those could suffer severe or fatal injuries.

DANGER



It is forbidden to operate the truck on public roads.

- The truck is not authorised for use on public roads. Only operate the truck on private premises, e.g., a factory warehouse.
- You may be liable if you operate the truck on a public road.

DANGER



Risk of explosion!

It is forbidden to operate the truck in areas where there is a risk of explosion.

- Serious accidents may result.

The truck is not equipped for use in areas where there is a risk of explosion. Never operate the truck in areas designated to be at risk.

OPTION Cold Store Application

CAUTION



Prevent ice damage!

When trucks that operate within a cold store are brought outside and left standing for a time, condensation may form. In order to prevent possible damage by the formation of ice, it is essential that all condensation is removed from the truck before re-entering the cold store environment.

Spare Parts and Accessories

Only use original Crown spare parts and accessories.

- Crown cannot be held responsible for personal or material damage which may arise from the use of third-party spare parts and accessories.
- The use of non-original Crown spare parts and accessories will invalidate the warranty.

Maintenance and Repair

WARNING



Risk of electrical shock!

Before carrying out maintenance and repairs disconnect the battery from the truck.

Cover the battery with insulated material.

- A short circuit will result in an electric arc which can cause serious burning.
- The truck or the electronic system may be damaged.

Maintenance and Repair - Authorised Personnel

Maintenance and repair work may only be carried out by personnel who have been

- properly trained
- authorised by the owner

Only when both conditions are satisfied can maintenance work be carried out by the operator.

DANGER!



Do not replace, adjust or by-pass safety mechanisms!

This could result in serious or fatal injuries.

- If a safety mechanism has been damaged, the truck must not be operated until the fault has been rectified and the truck has been certified by an authorised engineer.
- After completing maintenance and repair work, it is essential to check the operation of the safety mechanisms before operating the truck.

Battery, Safety Regulations

DANGER!



Risk of explosion!

When handling batteries, avoid contact with smoke, fire and naked flames.


This could result in accidents with serious or fatal injuries.

- Batteries release hydrogen which collects in the battery compartment and can explode if it comes into contact with a naked flame.
- Read the safety instructions of the battery and charger manufacturers.

Safety

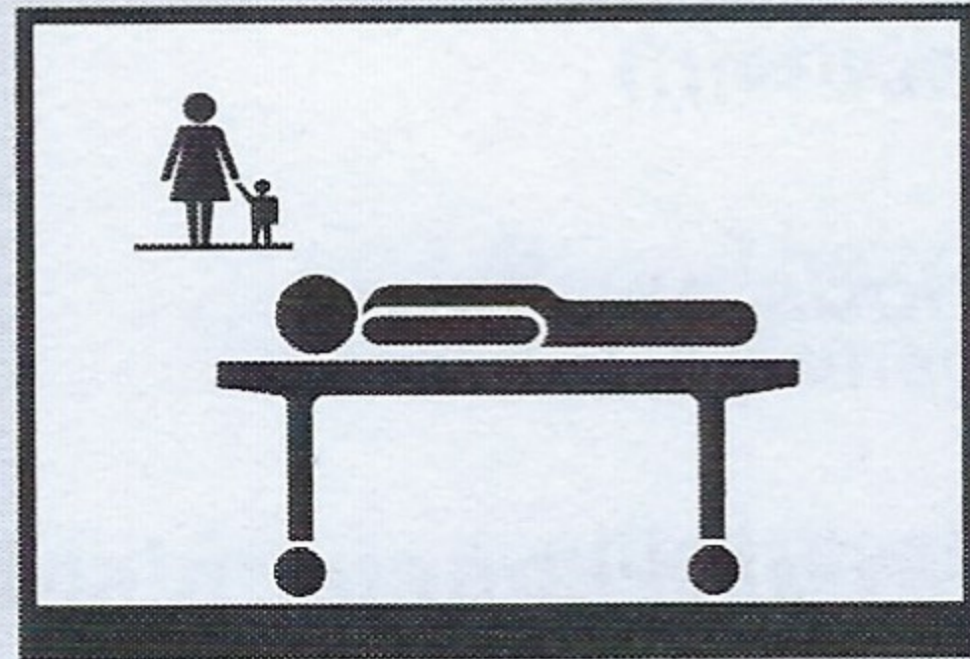
Operation, Safety Notes

Safe and effective use of a fork lift truck requires expertise and attentiveness on the part of the driver.



- A fork lift truck is not a car.
- When laden it can weigh more than 3 cars.
- It does not steer like a car.
- It does not brake like a car.
- It does not accelerate like a car.

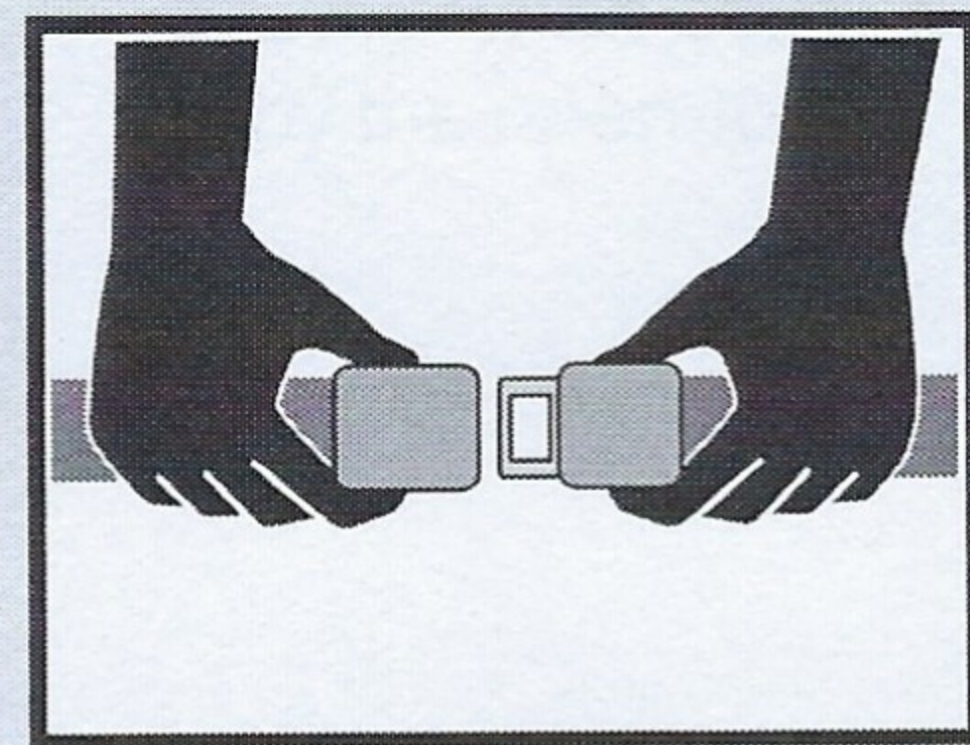
Note the following general rules:



- The truck must be operated only by qualified and authorised personnel.

You or other people could be seriously or fatally injured if you are not trained to operate the truck.


- Carry out the required checks before operating the truck.
Report any defects to your supervisor immediately and do not continue to operate the truck with safety defects.




- Wear tight clothing and personal protective clothing as specified by your company (safety shoes, helmet, protective gloves if necessary).
- Fasten your seat belt and pull it tight.



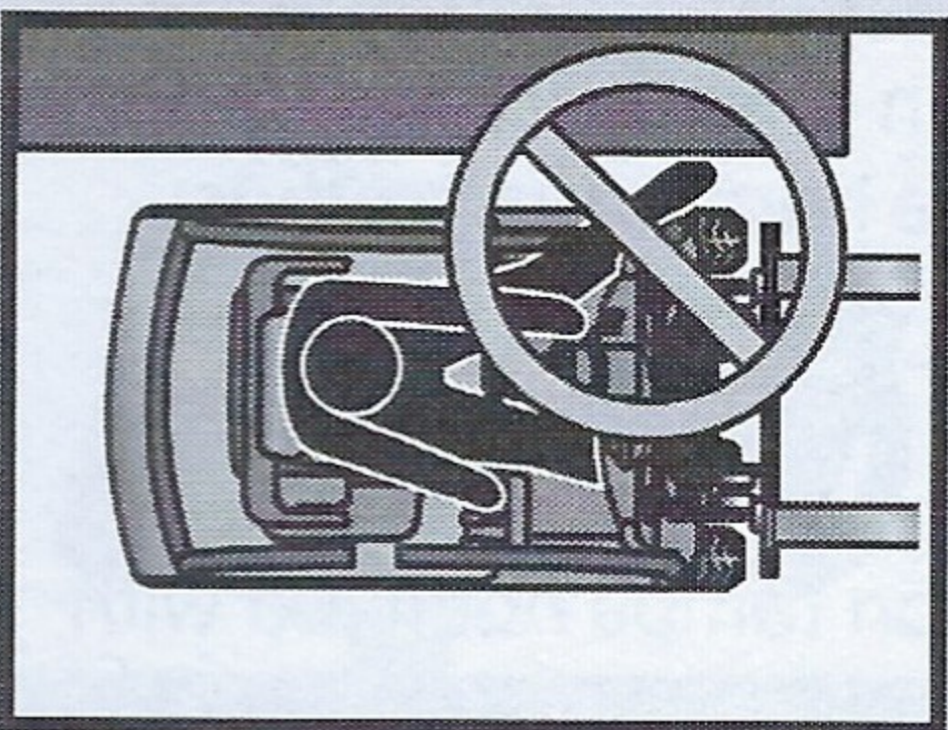
- Do not carry passengers.




- Do not allow anyone to stand near the truck when you are operating it.



- Maintain sufficient safety distance between trucks, personnel and external objects to ensure you can stop the truck in time.



- Watch out for pedestrians. Avoid trapping people between the truck and fixed objects (walls, workbenches etc.).



- Make sure the load does not obstruct your view of the truck's travel path. If you must carry high loads, ask someone to direct you or only drive in reverse direction.

- Look where you are going, especially before you change direction of travel. You could be injured by objects intruding into the operator area.

- Never lean parts of your body, e.g. arms and legs, outside the truck.

Risk of serious injuries!

You cannot stop this truck with your arms or legs, no matter how slowly the truck is moving.

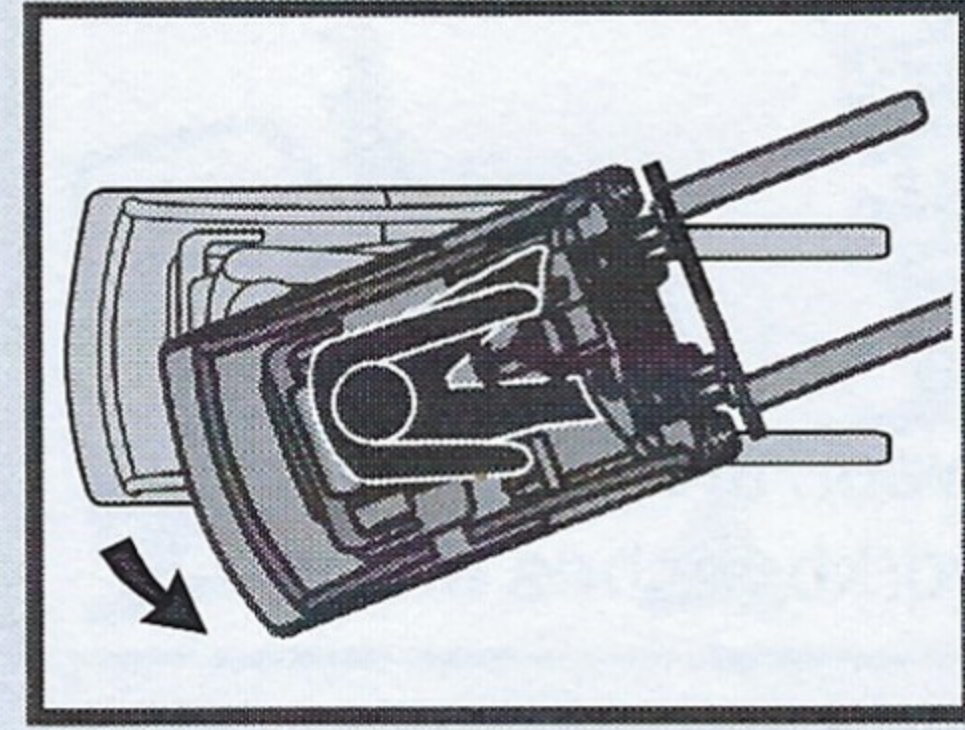
- Never reach into the mast.

- Inform your supervisor of any damage or accidents immediately.


Safety




- Observe the traffic regulations and speed restrictions in your place of work.



- Do not leave or drive the truck with the forks in a raised position.



- Be careful turning while travelling forks first. The power unit will swing wide in the opposite direction. Make sure you have clearance, and watch out for people in the area.



- Avoid abrupt starting, braking and steering.



- Do not drive on potholes, greased surfaces or loose material. This can lead to hazardous situations. Travel slowly and, if possible, at an angle over thresholds, tracks, door rails etc..

- Watch for overhead obstructions.

- Particular attention is required with hidden corners and narrow stretches, when driving around bends and through doors. Use the horn to warn other people and drive slowly.

- Drive with particular care on ramps not fitted with safety borders.

- Do not try to jump off the truck in case of a tipover. Stay within the truck. Keep your seatbelt fastened, grip the steering wheel tightly, brace your feet, and lean away from the direction of fall.

Safety



- Slow down when driving down a ramp. Be aware of the increased braking distance (compared to ground level).
- Do not traverse or turn on slopes.
- Keep the load pointing uphill on inclines exceeding 5 %.
- Carry the load in the lowest possible position and as close as possible to the fork shanks, with the forks slightly tilted back.
- Make sure the load is centered over the forks.
- Keep the mast and the fork carriage vertical when storing or picking up a pallet.
- Be aware of the max. capacity and the max. load centre of gravity height, which must never be exceeded!
- Check the carrying capacity of the floor before travelling on it. Do not exceed the maximum capacity for lifts and bridge decks. Make sure the bridge decks are secured.
- Park only on level, stable ground. Do not block any traffic routes, emergency exits, switchgear mechanism or fire protection equipment.
- Before you leave the truck make sure the steered wheel is facing forward, lower the forks fully, apply the parking brake and remove the key.

Warning Labels On the Truck

! WARNING



Falling objects or lowering forks can cause serious injury or death.

Never stand under the forks.

While servicing, support the forks so they will not fall.

On right hand mast surface

! DANGER




In case of tip-over
Follow these instructions:






Don't jump **Hold on tight** **Brace feet**

! WARNING



You can tip this truck over if you turn too sharply for the conditions around you. Don't risk injury or death.

Slow down when turning.



Buckle seatbelt

! WARNING



Tilting mast forward when forks are raised and loaded can tip the truck over causing injury or death.

Do not tilt elevated load forward unless it is over a stack.

Twice on mast surface facing to the operator

! WARNING



Standing or riding on the forks can cause a fall. You can be seriously injured or killed.

Never stand or ride on forks for any reason.

! WARNING



! WARNING

Adding electrical devices (radio, terminal, lights etc.) or changing existing components or wiring can affect truck operation and could cause an accident.

Contact authorized Crown personnel before adding to or changing the electrical system in any way.

on the inner side of the battery compartment lid

! WARNING

A moving vehicle can be dangerous.

You or others around you can be seriously injured or even killed if you are not careful or don't know how to use this truck correctly.

Do not operate this truck unless you are trained and authorized.

Read and obey all warnings and instructions in the Operator's Manual* and on the truck.


Make sure the truck is in good working order.

*Additional copies of the Operators Manual and Truck Labels can be obtained from:

Crown Equip. Ltd.,
Galway, Ireland

Crown Gabelstapler GmbH.
Moosacher Strasse 52
80809 München Germany

! DANGER



Batteries can produce explosive gas. Do not smoke, use open flame, or create an arc or sparks near this battery. Ventilate well when in an enclosed area and when charging.


This battery contains **Sulfuric Acid** which causes severe burns. Do not get in eyes, on skin, or clothing. In case of contact, flush immediately and thoroughly with water. Get medical attention if your eyes are affected.

Data Plate

Battery Specification
(without YEAR MANF)

You must comply with
these data when the
battery is changed!

Capacity Data Plate
(see page 2-14)



BATTERY WEIGHT (KG)		YEAR MANF.
MAX.	MIN.	
<input type="text"/>	<input type="text"/>	<input type="text"/>
MAX. A.H. CAP.	HR. RATE	V-
<input type="text"/>	<input type="text"/>	<input type="text"/>
MAX. GRADE WITH 300 MM MAX. FORK HEIGHT		<input type="text"/> %
TRACK WIDTH		<input type="text"/>
180° TRAVERSE SIDESHIFT		<input type="text"/>
MODEL NUMBER	FORK LENGTH	
<input type="text"/>	<input type="text"/>	
SERIAL NUMBER	MAX. TILT BACK	
<input type="text"/>	<input type="text"/>	
TRUCK DATA NUMBER		
<input type="text"/>		
CROWN GABELSTAPLER GmbH RODING, GERMANY		
CROWN EQUIPMENT GALWAY, IRELAND AND WOKINGHAM, U.K.		

only on truck
model SC 3013
with short battery
compartment
(option 1/1H):

! WARNING

Ensure seat is fully
forwards before raising
battery cover.

793740-006