



**STRONG PARTNERS.
TOUGH TRUCKS.™**



IC COUNTERBALANCED LIFT TRUCKS

H2.0-2.5CT

2 000-2 500 KG



The Hyster CT-Series of Diesel and LPG forklift trucks are available in 2,000 or 2,500kg capacities and have been designed to meet the requirements of customers who operate in standard materials handling operations. By configuring this truck for these applications, the CT provides a new opportunity for customers to reduce the level of their investment in materials handling equipment.

The H2.0-2.5CT retains the familiar design and solid construction, innovation and dependability Hyster is well known for, while at the same time being carefully matched to the needs of standard duty cycles. With right-sized component, to give lively performance with superb ergonomics, Hyster has developed a cost effective solution for standard materials handling operations.



RENOWNED RELIABILITY & PERFORMANCE WITH LOW OPERATING COSTS

In the right application, CT-Series models will deliver renowned Hyster reliability, ensuring maximum uptime and reduced costs. Hyster has invested over 80 years' experience in selecting proven components like sealed electrical connectors, O-ring face seal fittings and a well-regarded durable Powershift transmission. A simplified electrical system retains the benefits of CANbus wiring which reflects Hyster no compromise approach to quality and durability.

The CT provides these customers with the right performance characteristics – the electronically controlled Powershift transmission delivers fast load handling and smooth direction changes. Fast hydraulics and the optional integral sideshift allow loads to be optimally positioned quickly and the responsive electronically-controlled inching adjustments gives the operator better control of load positioning.

As the H2.0-2.5CT has been designed to operate efficiently in standard applications, it offers exceptional value for money. An efficient 2.6L Diesel or 2.4L LPG engine, aluminium transmission and lighter overall weight help to maximise efficiency and deliver lower fuel costs providing an ideal balance between the amount of loads moved and fuel used. Over the lifetime of the truck, the savings continue to add up thanks to the dependability of components, delivering lower overall operating costs.

THE IDEAL WORKPLACE ENVIRONMENT

The more comfortable operators are, the more productive they will be over the course of the shift, making the business more profitable. The operator compartment boasts a simple 3-point entry, system and very low step height of 35 cm to give easy on/off access.

ERGONOMICS

Driver comfort is assured with the Hyster full suspension seat. Simply adjustable for the operator weight, this seat gives class-leading whole body vibration of 0.6m/s². Combined with infinitely adjustable steering column and excellent all-round visibility the operator has an excellent working environment.

EASY MAINTENANCE MAXIMISES UPTIME

The "cowl-to-counterweight" service access, with 65° opening hood and one-piece removable floor plate help to reduce the amount of time the truck has to be stationary and reveal engineering advantages made to keep your truck, and your operation, running smoothly, such as sealed electrical connectors with IP66 rating against ingress of dirt and water.

As with all Hyster products, the CT is supported by a network of over 150 dealer locations across Europe, Middle East & Africa, with over 3000 trained service technicians ready to respond to your maintenance needs.



APPLICATION GUIDE

Attributes	H2.0CT	H2.5CT
Typical Operation	Standard applications	
Typical Shifts per Day	1-2 shifts per day	
Typical Operation Frequency	Intermittent usage, with capacity loads	
Duty Cycle Levels	Moderate	
Ramp Usage	Occasional	
Fuel Type	Diesel / LPG	
Standard Engine	2.6L / 2.4L	
Engine Power	29.1 kW / 33.0 kW	
Mast Types	2-Stage Limited Free Lift or 3-Stage Full Free Lift	
Attachment Compatibility	Side-shift and non-clamping attachments	
Hydraulic Functions	2 auxiliary functions	
Travel Speeds (with load, km/h)	16.9 / 18.7	
A _{st} 1000 x 1200 wide (mm)	3763	3824
Lift Speed with load (m/s)	0.42 / 0.63	0.41 / 0.63
Gradeability laden @1,6 km/h	29.3% / 29.8%	26.1% / 25.4%

TYPICAL APPLICATIONS:

- Secondary distribution ■ Wholesale & Retail Outlets ■ Light manufacturing ■ Rental

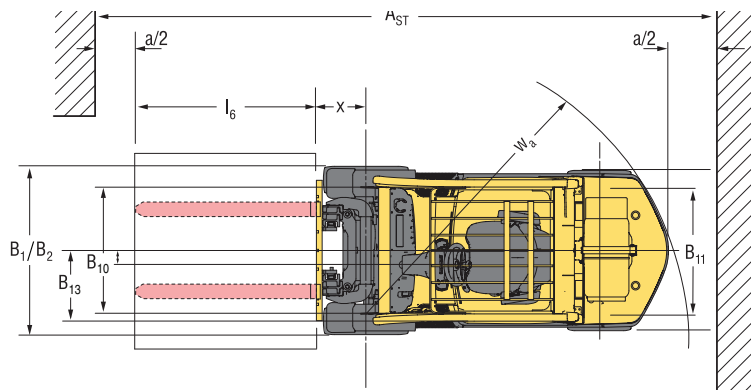
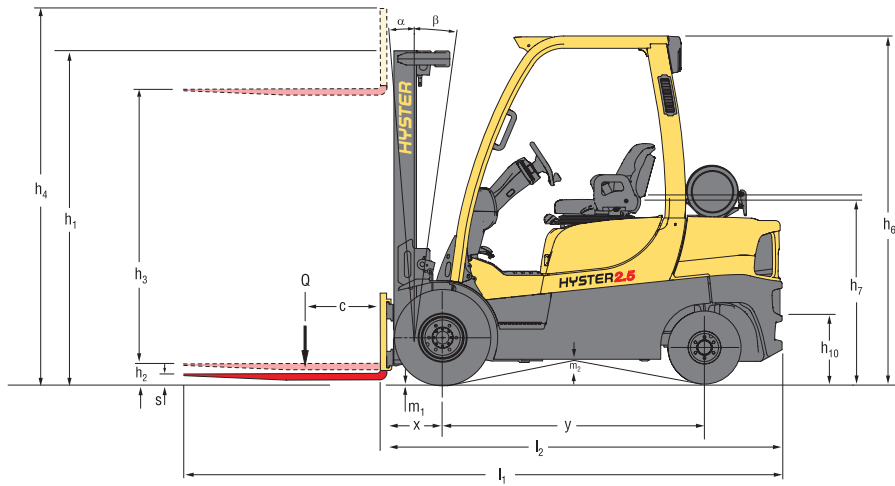
STANDARD FEATURES:

- 2.4L PSI LPG or 2.6L Yanmar Diesel Engine
- Powershift Single Speed Transmission
- Drum Brakes
- Hyster Stability Mechanism
- Pneumatic Shape Solid Tyres – Front: 6.5 x 10-10, Rear: 18 x 7-8
- 2-stage Limited Free Lift Mast – 3330 mm Maximum Fork Height
- 5 Degree Forward / 5 Degree Back Tilt
- 977 mm Class II Carriage
- 40x100x1000 mm Forks
- Vinyl Full-Suspension Seat with Seatbelt
- Cowl-Mounted Levers
- Direction Lever
- 2149 mm High Overhead Guard
- Rear Reflectors
- Low Diesel and LPG Warning Indicator
- Coolant Temperature warning light
- Adjustable steering column
- Integral tie downs
- 12 months/2000 hours manufacturers warranty.

OPTIONS

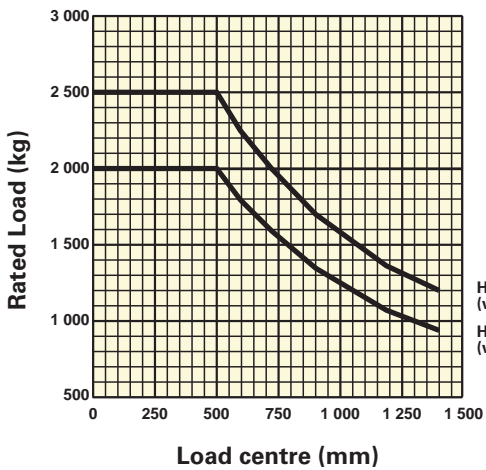
- Masts: 3-st Full Free Lift: 4775 mm, 5075 mm
- Load Backrest
- 1100, 1200 mm Forks
- Semi-Suspension Vinyl Seat
- Light Kit: Halogen or LED work lights kit, LED brake, marker and reverse lights
- Amber LED Strobe Light-low or high mounted
- Back-up Alarm – self adjustable 82 – 102 db(A)
- Dual Rearview Mirrors
- Rear Drive Handle with Horn Button
- Three (3) or four (4) cowl mounted hydraulic control levers for non-clamping attachments
- 3rd function (1 Aux) hose group
- 4th function (2 Aux) hydraulic control, valve and hose group
- High visibility seat belt
- Extended warranty - 36 months/4000 hours

TRUCK DIMENSIONS

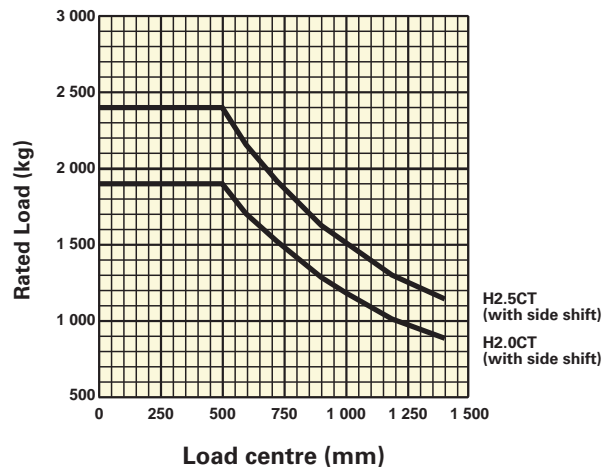


- = Centre of gravity of unladen truck
- A_{st} = $W_a + x + l_6 + a$ (see lines 4.34.1 & 4.34.2)
- a = Minimum operating clearance
(VDI standard = 200 mm BITA recommendation = 300 mm)
- l_6 = Load length

RATED CAPACITIES



Load centre
Distance from front of forks to centre of gravity of load.



Rated load
Based on vertical masts up to 4 325 mm.

H2.OCT, H2.5CT

DISTINGUISHING MARKS	1.1	Manufacturer (abbreviation)	
	1.2	Manufacturer's type designation	
		Engine / transmission	
		Brake Type	
	1.3	Drive: electric (battery or mains), diesel, petrol, LPG	
	1.4	Operator type: hand, pedestrian, standing, seated, order-picker	
	1.5	Rated capacity/rated load	Q (t)
	1.6	Load centre distance	c (mm)
	1.8	Load distance, centre of drive axle to fork	x (mm)
1.9	Wheelbase	y (mm)	

WEIGHTS	2.1	Service weight	kg
	2.2	Axle loading, laden front/rear	kg
	2.3	Axle loading, unladen front/rear	kg

TYRES / CHASSIS	3.1	Tyres: L = pneumatic, V = solid, SE = Pneumatic Shape Solid	
	3.2	Tyre size, front	
	3.3	Tyre size, rear	
	3.5	Wheels, number front/rear (x = driven wheels)	
	3.6	Tread, front	b ₁₀ (mm)
	3.7	Tread, rear	b ₁₁ (mm)

DIMENSIONS	4.1	Tilt of mast/fork carriage forward/backward	α / β (°)
	4.2	Height, mast lowered	h ₁ (mm)
	4.3	Free lift \uparrow	h ₂ (mm)
	4.4	Lift \uparrow	h ₃ (mm)
	4.5	Height, mast extended \dagger	h ₄ (mm)
	4.7	Height of overhead guard (cabin) \blacksquare	h ₅ (mm)
	4.8	Seat height/stand height \bullet	h ₆ (mm)
	4.12	Coupling height	h ₁₀ (mm)
	4.19	Overall length	l ₁ (mm)
	4.20	Length to face of forks	l ₂ (mm)
	4.21	Overall width	b/b ₂ (mm)
	4.22	Fork dimensions	s/e/l (mm)
	4.23	Fork carriage DIN 15173, class/type A, B	
	4.24	Fork carriage width \bullet	b ₃ (mm)
	4.31	Ground clearance, laden, below mast	m ₁ (mm)
	4.32	Ground clearance, centre of wheelbase	m ₂ (mm)
	4.34.1	Aisle width for pallets 1000 x 1200 crossways	A ₁ (mm)
	4.34.2	Aisle width for pallets 800 x 1200 lengthways	A ₂ (mm)
	4.35	Turning radius	W ₁ (mm)
4.36	Internal turning radius	b ₁₃ (mm)	
4.42	Step Height (from ground to running board)	mm	

PERFORMANCE DATA	5.1	Travel speed, laden/unladen	km/h
	5.2	Lift speed, laden/unladen	m/s
	5.3	Lowering speed, laden/unladen	m/s
	5.5	Drawbar pull, laden/unladen \dagger	kN
	5.7	Gradeability, laden/unladen $\dagger\dagger$	%
	5.9	Acceleration time, laden/unladen	s
	5.10	Service brake	

COMBUSTION ENGINE	7.1	Engine manufacturer / type	
	7.2	Engine power according to ISO 1585	kW
	7.3	Rated speed	min ⁻¹
	7.4	Number of cylinders/displacement	(-)/cm ³
	7.5	Fuel consumption according to VDI cycle	l/h or kg/h

ADDITIONAL DATA	8.1	Type of drive unit	
	10.1	Operating pressure for attachments	
	10.2	Oil volume for attachments	
	10.3	Hydraulic oil tank, capacity	
	10.4	Fuel tank, capacity	
	10.7	Sound pressure level at the driver's seat L _{PAZ} *	
	10.7.1	Sound power level during the workcycle L _{WAZ}	
	10.8	Towing coupling, type DIN	

HYSTER		HYSTER		HYSTER		HYSTER	
H2.OCT		H2.OCT		H2.5CT		H2.5CT	
Yanmar 2.6L Basic Powershift 1-speed		PSI 2.4L Basic Powershift 1-speed		Yanmar 2.6L Basic Powershift 1-speed		PSI 2.4L Basic Powershift 1-speed	
Drum Brakes		Drum Brakes		Drum Brakes		Drum Brakes	
Diesel		LPG		Diesel		LPG	
Seated		Seated		Seated		Seated	
2,000		2,000		2,500		2,500	
500		500		500		500	
388		388		388		388	
1623		1623		1623		1623	

3400		3240		3675		3520	
4806	594	4727	513	5635	540	5493	527
1712	1688	1632	1608	1630	2045	1560	1960

SE		SE		SE		SE	
6.5 X 10-10		6.5 X 10-10		6.5 X 10-10		6.5 X 10-10	
18 X 7-8		18 X 7-8		18 X 7-8		18 X 7-8	
2x	2	2x	2	2x	2	2x	2
978		978		978		978	
895		895		895		895	

5		5		5		5		
2049		2049		2049		2049		
1554		1554		1554		1554		
4325		4325		4325		4325		
4820		4820		4820		4820		
2149		2149		2149		2149		
1044		1044		1044		1044		
330		330		330		330		
3426		3426		3491		3491		
2426		2426		2491		2491		
1147		1147		1147		1147		
40	100	1000	40	100	1000	40	100	1000
IIA		IIA		IIA		IIA		
1067		1067		1067		1067		
98		98		98		98		
127		127		127		127		
3763		3763		3824		3824		
3963		3963		4024		4024		
2175		2175		2236		2236		
676		676		676		676		
356		356		356		356		

16.9		17.0		18.7		19.0	
0.42		0.52		0.63		0.65	
0.50		0.43		0.49		0.42	
14.2		8.8		14.5		8.8	
20.1		27.3		21.0		27.3	
5.1		4.5		5.5		4.3	
Hydraulic		Hydraulic		Hydraulic		Hydraulic	

Yanmar		PSI		Yanmar		PSI	
29.1		33.0		29.1		33.0	
2400		2600		2400		2600	
4	2659	4	2351	4	2659	4	2351
2.9		2.5		3.3		2.7	

Automatic		Automatic		Automatic		Automatic	
0-155		0-155		0-155		0-155	
60		60		60		60	
39.3		39.3		39.3		39.3	
49.2		-		49.2		-	
79		79		79		79	
102		103		102		103	
Pin		Pin		Pin		Pin	

Specification data is based on VDI 2198.

EQUIPMENT AND WEIGHT:

Weights (line 2.1) are based on the following specifications: Complete truck with 4325mm (TOF) 3-stage full free lift mast, standard carriage and 1000mm forks, manual levers and standard pneumatic shaped solid drive and steer tyres.

MAST AND CAPACITY INFORMATION

MASTS H2.0-2.5CT

	Maximum fork height (mm) ❖	Back tilt	Overall lowered height (mm) ✕	Overall Extended height (mm)	Free lift (top of forks) (mm) □
Vista Plus 2-Stage Limited Free Lift	3332 3832	5° 5°	2176 2426	4555 5055	140 140
Vista 3-Stage Full Free Lift	4325 4775 5075	5° 5° 5°	2049 2199 2299	5537 5987 6287	1554 ▶ 1704 ▶ 1804 ▶

CAPACITIES H2.0-2.5CT – IN KG @ 500 MM LOAD CENTRE

	Maximum fork height (mm) ❖	Pneumatic Shaped Solid Tyres			
		Without sideshift		With integral sideshift	
		H2.0CT	H2.5CT	H2.0CT	H2.5CT
Vista Plus 2-Stage Limited Free Lift	3332 3832	2000 2000	2500 2500	1920 1910	2400 2400
Vista 3-Stage Full Free Lift	4325 4775 5075	2000 1890 1820	2500 2090 1760	1910 1810 1740	2140 2080 1750

Note: To calculate truck capacities with alternative truck specifications to the ones shown in the above tables, please use the Hy-Rater software.

NOTE:

Specifications are affected by the condition of the vehicle and how it is equipped, as well as the nature and condition of the operating area. If these specifications are critical, the proposed application should be discussed with your dealer.

- ¶ Top of forks
- +
- Without load backrest
- h6 subject to +/- 5 mm tolerance
- Full suspension seat in depressed position
- Add 32mm with load backrest
- ◆ Stacking aisle width are based on the VDI standard calculation as shown on illustration. The British Industrial Truck Association recommends the addition of 100 mm to the total clearance (dimension a) for extra operating margin at the rear of the truck.
- † At 1.6km/h
- †† At 4.8km/h. Gradeability figures are provided for comparison of tractive performance, but are not intended to endorse the operation of the vehicle on the stated inclines. Follow instructions in the operating manual regarding operation on inclines.
- * Measured according to the test cycles and based on the weighting values contained in EN12053.

MAST & CAPACITY TABLES:

- ✕ With load backrest
- ▶ Without load backrest
- Freelif (top of forks) = h2+s
- ❖ Max fork height = h3+s

NOTICE

Care must be exercised when handling elevated loads. When the carriage and/or load is elevated, truck stability is reduced. It is important that mast tilt in either direction be kept to a minimum when loads are elevated. Operators must be trained and adhere to the instructions contained in the Operating Manual.

Hyster products are subject to change without notice. Lift trucks illustrated may feature optional equipment.

CE Safety:

This truck conforms to the current EU requirements.

STRONG PARTNERS. TOUGH TRUCKS.™

FOR DEMANDING OPERATIONS, EVERYWHERE.

Hyster supplies a complete range of warehouse equipment, IC and electric counterbalanced trucks, container handlers and reach stackers. Hyster is committed to being much more than a lift truck supplier.

Our aim is to offer a complete partnership capable of responding to the full spectrum of material handling issues: Whether you need professional consultancy on your fleet management, fully qualified service support, or reliable parts supply, you can depend on Hyster.

Our network of highly trained dealers provides expert, responsive local support. They can offer cost-effective finance packages and introduce effectively managed maintenance programmes to ensure that you get the best possible value. Our business is dealing with your material handling needs so you can focus on the success of your business today and in the future.



HYSTER EUROPE

Centennial House, Frimley Business Park, Frimley, Surrey, GU16 7SG, England.

Tel: +44 (0) 1276 538500



www.hyster.eu



infoeurope@hyster.com



[/HysterEurope](https://www.facebook.com/HysterEurope)




[@HysterEurope](https://twitter.com/HysterEurope)




[/HysterEurope](https://www.youtube.com/HysterEurope)



HYSTER-YALE UK LIMITED trading as Hyster Europe. Registered Address: Centennial House, Building 4.5, Frimley Business Park, Frimley, Surrey, GU16 7SG, United Kingdom. Registered in England and Wales. Company Registration Number: 02636775.

HYSTER,  and FORTENS are registered trademarks in the European Union and certain other jurisdictions.

MONOTROL® is a registered trademark, and DURAMATCH and  are trademarks in the United States and in certain other jurisdictions.

Hyster products are subject to change without notice. Lift trucks illustrated may feature optional equipment.